


List of Materials for Omar Ortiz Painting Workshop



The following materials are those that I believe students should take to the workshop

MATERIALS:

Oils

For the workshops I use Winton, Rembrandt and Pebeo brand oils and they are the ones I suggest to have the same range of colors because the tones change from one brand to another even when they are marked with the same name, however the student can take the oils of the brand that you have or that you can get but the tones should be as similar as possible, it is not mandatory that you take colors from these brands but it is highly recommended so that we can obtain the same tones with the formulas that I am going to give you to share.

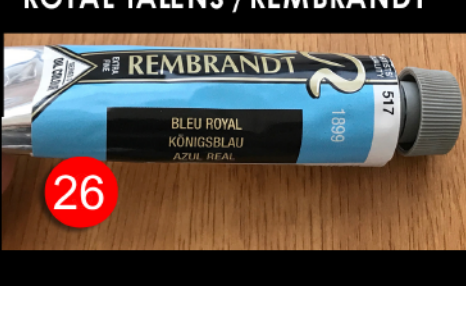
WINSOR & NEWTON / WINTON



PEBEO



ROYAL TALENS / REMBRANDT



List of Colors

WINSOR & NEWTON / WINTON

1. Blanco titanio / Titanium white
2. Negro de Marfil / Ivory Black
3. Amarillo de Nápoles / Naples Yellow Hue
4. Amarillo de limon / Lemon yellow Hue
5. Amarillo Ocre / Yellow Ochre
6. Tierra de Siena tostada / Burnt Sienna
7. Tierra de sombra Natural/ Raw umber
8. Pardo Van Dyck / Vandyke Brown
9. Amarillo de cadmio / Cadmium yellow hue
10. Carmesi Alizarina / Permanent Alizarin crimson
11. Rosa Palido / Pale Rose Blush
12. Cadmio Naranja / Cadmium orange Hue
13. Tono de Rojo Cadmio oscuro / Cadmium Red deep Hue
14. Rojo claro / Light Red
15. Verde permanente claro / permanent green light
16. Verde vejiga / Sap Green
17. Azul ceruleo / Cerulean Blue Hue
18. Azul de Prusia / Prussian Blue
19. Magenta
20. violeta de Cobalto / Cobalt Violet Hue

PEBEO

21. Verde luminoso / Bright Green
22. Rosa retrato / Bright pink
23. Rojo Luminoso / Bright Red
24. Rosa vivo / Vivid Pink
25. Amarillo Naranja de Venecia / Venetian Yellow Orange

ROYAL TALENS / REMBRANDT

26. Azul Real / Kings Blue

Acrylic

We need a small amount of acrylic of the following colors:


- Other yellow
- Black



Oils "Skin tones Set"

One of the objectives of the workshop is to share with you the way to prepare 10 colors that help us to paint the skin tones and we will need for that the oils marked as obligatory in the previous list, additionally if you wish you can buy this "Skin tones Set" on my website at the following link:

<http://www.omarortiz.com.mx>



Brushes


I suggest good quality brushes, Hog hair, synthetic hair and natural hair is a bit complex to give details of all the brushes but here are some images of the brushes that I take to the workshops to help with the decision of which to buy.

- Natural hair: (preferably Red Sable hair) round and Filberts and very important one or two fan brushes to soften
- Synthetic hair: round and Filberts
- Hog hair: round and Filberts
- 1 1/2 inch Hog hair brush

NOTE: if you want you can buy a "Brush Set by Omar Ortiz" it is a selection of more than 30 brushes of different brands, with a variety of shapes and types of hair, this is a set of brushes that I use regularly to paint human figure and is the SET of brushes that I ask my students in the workshops I teach, the SET includes a hard case for travel that perfectly protects the brushes avoiding damage and can be bent to hold the brushes vertically.

Available at the following link

<http://www.omarortiz.com.mx>



Other materials

Ipad or tablet to visualize the image to be painted (please load the reference images that will be sent to you on the tablet) If you do not have a tablet, take the photos printed in a big size and with good quality. I suggest you take a mount to have the tablet in a comfortable position.

turpentine

Brush cleaner

Medium or large size Palette I suggest acrylic painted in gray or wood

winsor & newton Liquin (medium to dilute and dry the oil)

2 small or medium Palette Knives

Rags and paper for cleaning

Graphite pencil 2H, cutter, rubber

Scotch tape

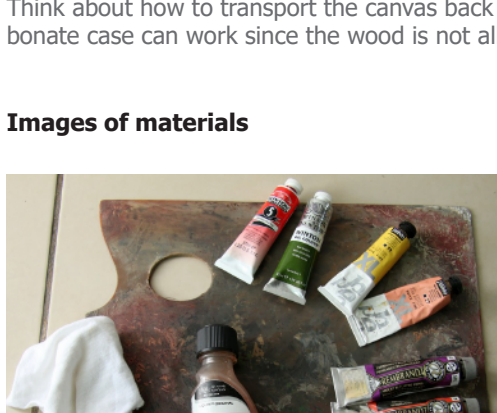
2 empty cans for liquids



50 x 40 cm canvas, if you can get linen fabric well if not cotton fabric is ok

Think about how to transport the canvas back home with the fresh oil since it is very likely that the work will not dry at 100% (a polycarbonate case can work since the wood is not allowed in the plane cabin).

Images of materials



Art Supplies by Omar Ortiz

Finally I would like to share the link to my art supply store

<http://www.omarortiz.com.mx>

Omar Ortiz